



Focus Fireplaces
The Ultimate Collection

16

Fire Surrounds
Stove Surrounds
and Furniture



FOCUS
FIREPLACES

focusfireplaces.co.uk



Wow!
The choice
is yours...

If you would like the grain of solid oak rather than the smooth finish of MDF, our surrounds can be finished "primed white" ready for you to paint.



grain detail



ULLSWATER IN WHITE



EMILY IN SOFT CREAM

A shabby chic effect looks stunning when applied to a traditional style surround. Just let us know which Farrow & Ball colour you desire.

Surrounds can be made in a wide choice of subtle off-white colours.



OAK WITH GREY WASH FINISH AND BLACK MANTEL

FARROW & BALL EMULSION WITH WAXED OAK MANTEL



Create the look you want with your choice of finish and colour

Bold use of colour can create a stunning effect.



ANY OAK SURROUND CAN BE FINISHED WITH A GREY WASH



OAK GREY WASH



Welcome to the new
Focus Fireplaces brochure
The **Ultimate Fireplace Collection 16**

All the surrounds in this brochure are manufactured using the finest timbers and materials in a modern factory in York.

Our experienced and highly skilled craftsmen have been making our superb designs for over 30 years giving us a market leading reputation for quality and service.

As each surround is individually made for each customer, we have the capability to alter or amend our mantel designs to suit your specific requirements therefore offering a fully made-to-measure service.

Further to this, you may also wish to match your new fireplace with your existing furniture or décor. The chart on page 51 and the colour illustrations on the back page clearly show all the different timbers and finishes that your chosen design can be produced in.

We have a policy of selling our products only through appointed fireplace retailers to ensure that you receive the best possible service and technical assistance.

Our website www.focusfireplaces.co.uk displays an even larger range of surrounds and complementary furniture than featured in this brochure.



All the fire surrounds in this brochure are British made.



Emmerdale: Antique White

Emmerdale

Emmerdale: Light Oak



Emmerdale: Venetian Grey with matching Mirror
Fire: Focusflame Stainless Grace

See pages 2-3 for more
inspirational colours and finishes.



EMMERDALE MIRROR	METRIC
Width	970
Height	716

	METRIC	IMPERIAL
Mantel	1308	51½
Mantel Depth	178	7
Surround Height	1158	45⅝
Opening Height	889	35
Opening Width	889	35
Width at Base	1220	48
Rebate	28	1⅛
Removable To	76	3



*Florence: Warm Grey Finish
Fire: Focusflame Black Grace*

Florence

	METRIC	IMPERIAL
Mantel	1370	54
Mantel Depth	220	8 ³ / ₄
Surround Height	1165	45 ⁷ / ₈
Opening Height	915	36
Opening Width	889	35
Width at Base	1282	50 ¹ / ₂
Rebate	28	1 ¹ / ₈
Removable To	76	3

Wilmslow

	METRIC	IMPERIAL
Mantel	1257	49 ¹ / ₂
Mantel Depth	190	7 ¹ / ₂
Surround Height	1168	46
Opening Height	889	35
Opening Width	889	35
Width at Base	1194	47
Rebate	28	1 ¹ / ₈
Removable To	76	3



*Wilmslow: Light Grey Finish
Fire: Focusflame Stainless Grace*

	METRIC	IMPERIAL
Mantel	1333	52½
Mantel Depth	184	7¼
Surround Height	1276	50¼
Opening Height	863	34
Opening Width	870	34½
Width at Base	1220	48
Rebate	28	1⅛
Removable To	76	3

Paris

Paris: White Fire: Focusflame Brass Daisy



Paris: Waxed Oak
Fire: Focusflame Stainless Grace



See pages 2-3 for more
inspirational colours and finishes.



Palma



	METRIC	IMPERIAL
Mantel	1320	52
Mantel Depth	178	7
Surround Height	1155	45½
Opening Height	915	36
Opening Width	889	35
Width at Base	1245	49
Rebate	28	1⅛
Removable To	76	3

Palma: Antique White
Fire: Focusflame Stainless Daisy

Eloise

*Eloise: Soft Cream with
Waxed Oak Mantel
Fire: Focusflame
Stainless Daisy*

	METRIC	IMPERIAL
Mantel	1346	53
Mantel Depth	198	7¾
Surround Height	1125	44¼
Opening Height	863	34
Opening Width	863	34
Width at Base	1245	49
Rebate	28	1⅛
Removable To	76	3



*Eloise: Mid Grey with Waxed Oak Mantel
Fire: Focus Firebasket*



Charlotte

	METRIC	IMPERIAL
Mantel	1346	53
Mantel Depth	190	7½
Surround Height	1150	45¼
Opening Height	889	35
Opening Width	889	35
Width at Base	1276	50¼
Rebate	28	1⅛
Removable To	76	3

*Charlotte: Grey Wash on Oak
Fire: Focusflame Black Grace*



	METRIC	IMPERIAL
Mantel	1346	53
Mantel Depth	190	7½
Surround Height	1155	45½
Opening Height	889	35
Opening Width	863	34
Width at Base	1245	49
Rebate	28	1⅛
Removable To	76	3

Turin

*Turin: Mid Grey and Light Grey
Fire: Focusflame Stainless Daisy*



*Milan: Venetian Grey and Misty Grey
Fire: Focusflame Black Grace*

	METRIC	IMPERIAL
Mantel	1346	53
Mantel Depth	178	7
Surround Height	1155	45½
Opening Height	901	35½
Opening Width	838	33
Width at Base	1232	48½
Rebate	28	1⅛
Removable To	76	3

Milan

These surrounds are shown in two shades of grey.
They can also be supplied in a single colour.

Matlock



Matlock: Waxed Oak with Oak Inlay



Matlock: Waxed Oak with Walnut Inlay

A smaller electric suite version of this surround is featured in the "Focus on Electric" brochure.

The Matlock and Matlock Petite can both be supplied with either a curved or square fascia.

	METRIC	IMPERIAL
Mantel	1365	53 ³ / ₄
Mantel Depth	194	7 ⁵ / ₈
Surround Height	1090	42 ⁷ / ₈
Opening Height	889	35
Opening Width	889	35
Width at Base	1219	48
Rebate	28	1 ¹ / ₈

Matlock Petite



Matlock Side Table and Bookcase: Waxed Oak with Walnut Inlay

Matlock Petite Fire Surround and Mirror: Waxed Oak with Walnut Inlay

Matlock TV Unit: Light Oak with Walnut Inlay

	METRIC	IMPERIAL
Mantel	1187	46 ³ / ₄
Mantel Depth	190	7 ¹ / ₂
Surround Height	1035	40 ³ / ₄
Opening Height	825	32 ¹ / ₄
Opening Width	762	30
Width at Base	1092	43
Rebate	28	1 ¹ / ₈

	SIZES (MM)	WIDTH	DEPTH	HEIGHT
Matlock Bookcase		810	305	1225
Matlock TV Unit		970	470	450
Matlock Coffee Table		1000	500	450
Matlock Side Table		495	495	450
Matlock Mirror		965	-	710

“ What could be nicer than a selection of beautiful furniture to complement the focal point of your room. Here, the Matlock bookcase, the TV unit and side table show what a stunning effect can be created with matching furniture. A matching mirror is also shown. ”



Toni

	METRIC	IMPERIAL
Mantel	1371	54
Mantel Depth	229	9
Surround Height	1168	46
Opening Height	915	36
Opening Width	889	35
Width at Base	1244	49
Rebate	28	1 $\frac{1}{8}$
Removable To	76	3

Toni: Light/Medium Oak

Montreal



Tina: Light/Medium Oak

Tina

	METRIC	IMPERIAL
Mantel	1346	53
Mantel Depth	216	8½
Surround Height	1111	43¾
Opening Height	915	36
Opening Width	889	35
Width at Base	1220	48
Rebate	28	1⅛
Removable To	76	3

	METRIC	IMPERIAL
Mantel	1370	54
Mantel Depth	228	9
Surround Height	1162	45¾
Opening Height	889	35
Opening Width	889	35
Width at Base	1270	50
Rebate	28	1⅛
Removable To	76	3



Montreal: Medium Waxed Oak

Windermere and Mere



Windermere Fire Surround: Light/Medium Oak
Deighton TV Unit: Light Oak. Deighton Side Table: Waxed Oak



Mere: Light/Medium Oak

WINDERMERE	METRIC	IMPERIAL
Mantel	1473	58
Mantel Depth	225	8 ⁷ / ₈
Surround Height	1194	47
Opening Height	915	36
Opening Width	889	35
Width at Base	1334	52 ¹ / ₂
Rebate	28	1 ¹ / ₈
Removable To	76	3

MERE	METRIC	IMPERIAL
Mantel	1320	52
Mantel Depth	203	8
Surround Height	1123	44 ¹ / ₄
Opening Height	863	34
Opening Width	863	34
Width at Base	1206	47 ¹ / ₂
Rebate	28	1 ¹ / ₈
Removable To	76	3

Linden



*Linden: Antique White
Fire: Focusflame Stainless Grace*

See pages 2-3 for more inspirational colours and finishes.

	METRIC	IMPERIAL
Mantel	1270	50
Mantel Depth	190	7½
Surround Height	1098	43¼
Opening Height	889	35
Opening Width	889	35
Width at Base	1194	47
Rebate	28	1⅛
Removable To	76	3



Linden: Waxed Oak



Plymton: Light/Medium Oak

Plymton

	METRIC	IMPERIAL
Mantel	1320	52
Mantel Depth	197	7 ³ / ₄
Surround Height	1031	40 ⁵ / ₈
Opening Height	838	33
Opening Width	889	35
Width at Base	1220	48
Rebate	28	1 ¹ / ₈
Removable To	76	3

	METRIC	IMPERIAL
Mantel	1194	47
Mantel Depth	162	6 ³ / ₈
Surround Height	1022	40 ¹ / ₄
Opening Height	851	33 ¹ / ₂
Opening Width	806	31 ³ / ₄
Width at Base	1086	42 ³ / ₄
Rebate	28	1 ¹ / ₈

Dalton

“ The Dalton is a smaller version of the Deighton. ”

Dalton: Waxed Oak



Deighton



Deighton TV Unit: Light Oak

Deighton Fire Surround: Light Oak

Deighton Coffee Table: Waxed Oak

Deighton Bookcase: Light Oak

	METRIC	IMPERIAL
Mantel	1333	52½
Mantel Depth	190	7½
Surround Height	1047	41¼
Opening Height	863	34
Opening Width	889	35
Width at Base	1220	48
Rebate	28	1⅛

	SIZES (MM)	WIDTH	DEPTH	HEIGHT
Deighton Bookcase	810	320	1225	
Deighton TV Unit	970	485	450	
Deighton Coffee Table	1000	500	450	
Deighton Side Table	495	495	450	

The Deighton bookcase, TV unit, coffee table and side table have been designed to complement the soft curves of the Deighton and Dalton surrounds. Available in oak and mahogany finishes.

Justine



Justine TV Unit: Light Oak Justine Coffee Table: Waxed Oak Justine Fire Surround and Justine Mirror: Waxed Oak Justine Bookcase: Waxed Oak

	SIZES (MM)	WIDTH	DEPTH	HEIGHT
Justine Bookcase		810	285	1225
Justine TV Unit		970	450	450
Justine Coffee Table		1000	500	450
Justine Side Table		495	495	450
Justine Mirror		900	-	648

	METRIC	IMPERIAL
Mantel	1282	50½
Mantel Depth	165	6½
Surround Height	1111	43¾
Opening Height	889	35
Opening Width	889	35
Width at Base	1181	46½
Rebate	28	1⅛
Removable To	76	3



Justine Arch: Light/Medium Oak



Justine: Antique White

JUSTINE ARCH	METRIC	IMPERIAL
Mantel	1282	50½
Mantel Depth	165	6½
Surround Height	1086	42¾
Opening Height	915	36
Opening Width	889	35
Width at Base	1181	46½
Rebate	28	1⅛
Removable To	76	3

Janine



Janine: Golden Oak

	METRIC	IMPERIAL
Mantel	1320	52
Mantel Depth	190	7½
Surround Height	1150	45¼
Opening Height	889	35
Opening Width	889	35
Width at Base	1220	48
Rebate	28	1⅛
Removable To	76	3

“ The Janine is a larger and more substantial version of the Justine featuring softer edges. ”



Aysgarth: Antique White

Aysgarth

Aysgarth: Waxed Oak



	METRIC	IMPERIAL
Mantel	1346	53
Mantel Depth	178	7
Surround Height	1117	44
Opening Height	863	34
Opening Width	863	34
Width at Base	1220	48
Rebate	28	1⅛
Removable To	76	3



Derwent: Light Oak Finish

	METRIC	IMPERIAL
Mantel	1194	47
Mantel Depth	153	6
Surround Height	1054	41½
Opening Height	863	34
Opening Width	838	33
Width at Base	1194	47
Rebate	28	1⅛
Removable To	76	3

Derwent



Beam Mirror: 'Aged' Oak - Medium
Sutton: 'Aged' Oak - Medium/Dark

	METRIC	IMPERIAL
Mantel	1220	48
Mantel Depth	135	5⅜
Surround Height	1080	42½
Opening Height	889	35
Opening Width	889	35
Width at Base	1220	48

Sutton

SIZES (MM)	WIDTH	HEIGHT
Beam Mirror	1053	800

	METRIC	IMPERIAL
Mantel	1320	52
Mantel Depth	165	6½
Surround Height	1149	45¼
Opening Height	863	34
Opening Width	800	31½
Width at Base	1238	48¾
Rebate	28	1⅛
Removable To	76	3


Derry

Derry: Antique White



Dublin: White

Dublin



Dublin: Soft Cream with Waxed Oak Mantel

	METRIC	IMPERIAL
Mantel	1320	52
Mantel Depth	165	6½
Surround Height	1124	44¼
Opening Height	889	35
Opening Width	860	33⅞
Width at Base	1220	48
Rebate	28	1⅛



Adelaide: Light/Medium Oak Finish

Adelaide

	METRIC	IMPERIAL
Mantel	1245	49
Mantel Depth	133	5¼
Surround Height	1054	41½
Opening Height	838	33
Opening Width	812	32
Width at Base	1245	49
Rebate	28	1⅛
Removable To	76	3



Melbourne: Light Oak Finish

Melbourne

	METRIC	IMPERIAL
Mantel	1333	52½
Mantel Depth	181	7⅞
Surround Height	1098	43¼
Opening Height	838	33
Opening Width	813	32
Width at Base	1245	49
Rebate	28	1⅛
Removable To	76	3



Ambassador Deluxe: Light Oak Finish

Ambassador Deluxe

	METRIC	IMPERIAL
Mantel	1370	54
Mantel Depth	203	8
Surround Height	1041	41
Opening Height	838	33
Opening Width	863	34
Width at Base	1308	51½
Rebate	28	1⅛

“ Designed for those seeking a lower fireplace without compromising on style. ”



Sydney: Light Oak Finish

Sydney

	METRIC	IMPERIAL
Surround Depth	115	4½
Surround Height	1066	42
Opening Height	889	35
Opening Width	889	35
Width at Base	1245	49
Rebate	28	1⅛
Removable To	76	3



Jessica: Light Oak

Jessica

	METRIC	IMPERIAL
Mantel	1397	55
Mantel Depth	228	9
Surround Height	1162	45 ³ / ₄
Opening Height	915	36
Opening Width	863	34
Width at Base	1282	50 ¹ / ₂
Rebate	28	1 ¹ / ₈
Removable To	76	3

Jennifer

Jennifer: Light/Medium Oak





*Annabel: White
Displayed with Stovax Burlington Panel*

Annabel

	METRIC	IMPERIAL
Mantel	1422	56
Mantel Depth	235	9¼
Surround Height	1143	45
Opening Height	915	36
Opening Width	915	36
Width at Base	1295	51
Rebate	28	1⅞
Removable To	76	3

“Only the fine details on the leg and fascia separate these two designs.”

Alyson

Alyson: Antique White



Appleton

“ The Appleton and Ariston designs vary only in size. ”



Appleton: Light Oak

Ariston



Ariston: Medium Oak

	METRIC	IMPERIAL
Mantel	1320	52
Mantel Depth	203	8
Surround Height	1041	41
Opening Height	876	34½
Opening Width	838	33
Width at Base	1220	48
Rebate	28	1⅛

	METRIC	IMPERIAL
Mantel	1245	49
Mantel Depth	203	8
Surround Height	978	38½
Opening Height	813	32
Opening Width	762	30
Width at Base	1143	45
Rebate	28	1⅛



Olivia: Light Oak

Olivia: Antique White



Olivia

“The Kensington on page 35 is a smaller version of this surround.”

	METRIC	IMPERIAL
Mantel	1397	55
Mantel Depth	216	8½
Surround Height	1162	45¾
Opening Height	915	36
Opening Width	915	36
Width at Base	1282	50½
Rebate	28	1⅛
Removable To	76	3

Weymouth



*Weymouth: Antique White
Displayed with Granite from Beardmore and Smith*

Weymouth



Worcester: White

Worcester

	METRIC	IMPERIAL
Mantel	1346	53
Mantel Depth	203	8
Surround Height	1212	47 ³ / ₄
Opening Height	895	35 ¹ / ₄
Opening Width	895	35 ¹ / ₄
Width at Base	1226	48 ¹ / ₄
Rebate	28	1 ¹ / ₈
Removable To	76	3

See pages 2-3 for more inspirational colours and finishes.



Weymouth: Waxed Oak

Coburn



Coburn: Light/Medium Oak

	METRIC	IMPERIAL
Mantel	1320	52
Mantel Depth	184	7¼
Surround Height	1130	44½
Opening Height	915	36
Opening Width	915	36
Width at Base	1220	48
Rebate	28	1⅛
Removable To	76	3



Vyner



Vyner: Light Oak

“ The Vyner is an excellent choice for framing an Aga or a stove and over the years we have made many made-to-measure versions of this surround – some even up to 82” wide! ”

	METRIC	IMPERIAL
Mantel	1295	51
Mantel Depth	197	7¾
Surround Height	1143	45
Opening Height	889	35
Opening Width	889	35
Width at Base	1181	46½
Rebate	28	1⅛

Denbigh Rose



Denbigh Rose: Light Oak

	METRIC	IMPERIAL
Mantel	1345	53
Mantel Depth	153	6
Surround Height	1032	40 ⁵ / ₈
Opening Height	854	33 ³ / ₈
Opening Width	876	34 ¹ / ₂
Width at Base	1238	48 ³ / ₄
Rebate	28	1 ¹ / ₈



Hamish



Hamish: Medium Oak

	METRIC	IMPERIAL
Mantel	1320	52
Mantel Depth	190	7 ¹ / ₂
Surround Height	1229	48 ³ / ₈
Opening Height	915	36
Opening Width	889	35
Width at Base	1181	46 ¹ / ₂
Rebate	28	1 ¹ / ₈



Cottage: Waxed Oak

Cotswold and Cotswold Rose



Cotswold: Medium Oak



Cottage: White

Cottage

	METRIC	IMPERIAL
Mantel	1257	49½
Mantel Depth	190	7½
Surround Height	1082	42⅝
Opening Height	889	35
Opening Width	889	35
Width at Base	1143	45
Rebate	28	1⅛
Removable To	76	3



Cotswold Rose: Light Oak

The Cotswold can be enhanced by the addition of two inset hand carved roses.

	METRIC	IMPERIAL
Mantel	1283	50½
Mantel Depth	200	7⅞
Surround Height	1082	42⅝
Opening Height	889	35
Opening Width	889	35
Width at Base	1180	46½
Rebate	28	1⅛
Removable To	76	3

Kensington

	METRIC	IMPERIAL
Mantel	1308	51½
Mantel Depth	190	7½
Surround Height	1162	45¾
Opening Height	915	36
Opening Width	889	35
Width at Base	1238	48¾
Rebate	28	1⅛
Removable To	76	3



*Kensington: White
Fire: Focusflame Stainless Grace*

Kensington: Waxed Oak





Emily: Light/Medium Waxed Oak



Emily: Canadian Pine

Emily

	METRIC	IMPERIAL
Mantel	1295	51
Mantel Depth	191	7½
Surround Height	1118	44
Opening Height	915	36
Opening Width	889	35
Width at Base	1200	47¼
Rebate	28	1⅛
Removable To	76	3

Sophie



Sophie: White

	METRIC	IMPERIAL
Mantel	1346	53
Mantel Depth	203	8
Surround Height	1175	46¼
Opening Height	915	36
Opening Width	915	36
Width at Base	1270	50
Rebate	28	1⅛
Removable To	76	3



*Ullswater: Light Oak
Displayed with Tiles from Beardmore and Smith*

Ullswater

	METRIC	IMPERIAL
Mantel	1346	53
Mantel Depth	190	7½
Surround Height	1137	44¾
Opening Height	889	35
Opening Width	863	34
Width at Base	1232	48½
Rebate	28	1⅛
Removable To	76	3



Plain Corbel: Waxed Oak



Plain Corbel: Canadian Pine

Plain Corbel

	METRIC	IMPERIAL
Mantel	1295	51
Mantel Depth	228	9
Surround Height	1133	44 ⁵ / ₈
Opening Height	915	36
Opening Width	889	35
Width at Base	1206	47 ¹ / ₂
Rebate	28	1 ¹ / ₈
Removable To	76	3

“ The Plain Corbel is one of our most popular designs. It can be made in all of our timbers and finishes. Pine and oak however, are the most frequently requested choices. ”

Small Plain Corbel

	METRIC	IMPERIAL
Mantel	1219	48
Mantel Depth	228	9
Surround Height	1133	44 ⁵ / ₈
Opening Height	915	36
Opening Width	889	35
Width at Base	1156	45 ¹ / ₂
Rebate	28	1 ¹ / ₈
Removable To	76	3



Small Plain Corbel: Canadian Pine



*James: Light Oak Finish
Available in all Finishes*

James

The surrounds on pages 39-43 are manufactured from MDF and veneered MDF and most are available in a wide choice of finishes including mahogany, various shades of oak and most of the painted finishes. Solid pine in a waxed finish is also available.

Not every design is available in all the different finishes. Please see each design for the choices available.

	METRIC	IMPERIAL
Mantel	1210	47 ⁵ / ₈
Mantel Depth	153	6
Surround Height	1097	43 ³ / ₄
Opening Height	889	35
Opening Width	889	35
Width at Base	1156	45 ¹ / ₂
Rebate	28	1 ¹ / ₈



*Laura: Light Oak Finish
Available in all Finishes*

Laura



*Lynsey: Light Oak Finish
Available in all Finishes*

	METRIC	IMPERIAL
Mantel	1220	48
Mantel Depth	187	7 ³ / ₈
Surround Height	1055	41 ¹ / ₂
Opening Height	863	34
Opening Width	889	35
Width at Base	1143	45
Rebate	28	1 ¹ / ₈
Removable To	76	3

Alice



Alice: Antique White
Available in most painted finishes
and also Mahogany Finish.

	METRIC	IMPERIAL
Mantel	1295	51
Mantel Depth	222	8¾
Surround Height	1105	43½
Opening Height	889	35
Opening Width	889	35
Width at Base	1185	46⅝
Rebate	28	1⅛
Removable To	76	3

Caroline



Caroline: Light Oak Finish
All Finishes except Pine

Matching Shelves can be made to order

	METRIC	IMPERIAL
Mantel	1295	51
Mantel Depth	197	7¾
Surround Height	1105	43½
Opening Height	889	35
Opening Width	889	35
Width at Base	1185	46⅝
Rebate	28	1⅛
Removable To	76	3



Penny: White

Penny

The Penny and the Poppy both feature a curved mantle.

	METRIC	IMPERIAL
Mantel	1219	48
Mantel Depth	197	7¾
Surround Height	1054	41½
Opening Height	876	34½
Opening Width	863	34
Width at Base	1143	45
Rebate	28	1⅛
Removable To	76	3



Poppy: Light Oak Finish

Poppy

A smaller electric suite version of this surround is featured in the "Focus on Electric" brochure.



Poppy: Teak Finish



Poppy: Mahogany Finish



Helena

*Helena: White
Available in all Finishes except Pine*



Vicky

*Vicky: Canadian Pine
Available in all Finishes*



Lucy

*Lucy: Light Oak Finish
Available in all Finishes*

Anna



*Anna: White
Available in most Painted
Finishes. Also Mahogany Finish*

	METRIC	IMPERIAL
Mantel	1220	48
Mantel Depth	187	7 ³ / ₈
Surround Height	1055	41 ¹ / ₂
Opening Height	863	34
Opening Width	889	35
Width at Base	1143	45
Rebate	28	1 ¹ / ₈
Removable To	76	3

Please note the opening height of the Lucy is higher due to the arch (889 - 35)



Louise

*Louise: Mahogany Finish
Available in all Finishes*



Marie

*Marie: Oak Finish
Available in all Finishes*



Kay

*Kay: Canadian Pine
Available in all Finishes*

Abi



*Abi: Light Oak Finish
Available in all Finishes*

	METRIC	IMPERIAL
Mantel	1066	42
Mantel Depth	187	7 ³ / ₈
Surround Height	1055	41 ¹ / ₂
Opening Height	863	34
Opening Width	762	30
Width at Base	991	39
Rebate	28	1 ¹ / ₈
Removable To	76	3

Please note the opening height of the Louise is higher due to the arch (904 - 35⁵/₈)

The four surrounds on this page are smaller in width than the normal surrounds featured on previous pages.

Back Catalogue

We've developed a wide range of designs over the years.

Here's a selection of our favourites from the past, all of which are still available today!



Nelson



Dalby



Trafalgar



Victorian

Ceiling beams...

are a fabulous way of disguising a steel beam or adding a period feature to your living room. Each one is produced exactly to your requirements. Ask your retailer for details.

Surrounds for Stoves

Gatsby

“ Treat your stove to the full majesty of the Gatsby surround. ”

The Gatsby surround is produced from solid air-dried European Oak, cut from the heart of the log and features natural knots, splits and shakes.

	METRIC	IMPERIAL
Mantel	1371	54
Mantel Depth	140	5½
Surround Height	1104	43½
Opening Height	915	36
Opening Width	915	36
Width at Base	1270	50
Rebate	0	0

SIZES (MM)	WIDTH	DEPTH	HEIGHT
TV Unit with Log Store	1220	355	610



Gatsby: Aged Oak in a Medium Finish
TV Unit with Log Store: Aged Oak in a Light/Medium Finish

Barkston



Barkston: Extremely Aged Oak in a Light/Medium Finish

	METRIC	IMPERIAL
Mantel	1320	52
Mantel Depth	127	5
Surround Height	1085	42 ³ / ₄
Opening Height	915	36
Opening Width	915	36
Width at Base	1168	46



Benson: Aged Oak Waxed Finish

Benson

	METRIC	IMPERIAL
Mantel	1270	50
Mantel Depth	70	2 ³ / ₄
Surround Height	1105	43 ¹ / ₂
Opening Height	915	36
Opening Width	863	34
Width at Base	1143	45

Please Note: All the surrounds in this section can be made TALLER to suit individual stove clearance requirements.



Beamish: Aged Oak in a Medium Finish
 Beamish Mirror: Aged Oak in a Medium Finish

The Beamish surround is produced from solid air-dried European Oak, cut from the heart of the log and features natural knots, splits and shakes.



Beamish: Rustic Oak in a Light/Medium Finish

Beamish



	METRIC	IMPERIAL
Mantel	1295	51
Mantel Depth	140	5½
Surround Height	1054	41½
Opening Height	915	36
Opening Width	915	36
Width at Base	1193	47

	SIZES (MM)	WIDTH	HEIGHT
Beamish Mirror	1168		730



Gainsborough: Golden Oak

Gainsborough

	METRIC	IMPERIAL
Mantel	1397	55
Mantel Depth	197	7¾
Surround Height	1150	45¼
Opening Height	915	36
Opening Width	915	36
Width at Base	1258	49½
Rebate	28	1⅛
Removable To	76	3

We have another brochure...

that features our full range of Timber Beams, Shelves and Surrounds designed to accompany Stoves.



Standard Fascia Beam:
Dressed Oak in a Waxed Finish



Deep Beam:
Aged Oak in a Medium Finish with Indents



Prestige Beam:
Natural Waxed Finish



Traditional Shelf: Waxed Oak



Deep Beam with Corbels: Rustic Oak
in a Light/Medium Finish

Introducing FocusCast - non-combustible beams and stove surrounds

FocusCast beams and surrounds are produced using a high-density mineral composite. They are so realistic it's almost impossible to tell them apart from real timber. Their fire-proof qualities allow them to be positioned closer to a stove than a timber beam*.



*Suggested clearances for non-combustible surrounds and beams: 250mm above the stove on a 5kw stove and 350mm on a 7kw stove.

We have more brochures that features a stunning range of fireplaces designed specifically for electric fires...



Harrow



Vermont 85



Nevada



Montana Avanti 150



Danielle

Timber and Finish Selection

To help you make your choice, this chart shows the various range of materials and finishes that each surround can be made in.

In addition to this, please note that Mahogany finish is available in 3 shades: Red, Red/Brown and Brown.

Solid Oak can be Waxed, Light, Limed, Golden, Teak on Oak, Light/Medium, Medium, Medium/Dark, Dark or even "Black Oak".

A selection of our Solid Oak surrounds can be manufactured in a 'Rustic' or 'Aged' appearance.

We also offer a colour matching service on most surrounds.

See back page for a representative sample of all the shades and finishes that are available. Be aware that brochure colours may vary from the actual product due to the photographic and printing processes and the variations in grain of solid timbers.

Timber / Finish	Name	Special Painted Finishes	Page	
White / Antique White / Soft Cream	Emerdale		2-3	
Misty Grey / Venetian Grey / Light Grey / Mid Grey	Florence		4-5	
Bianca / Vanilla / Spice / Tuscany / Midnight Finishes	Wilmslow		6	
Chalk Emulsion	Paris		6	
Painted Surround on MDF with Oak Mantel	Palma		7	
Chalk Emulsion on Solid Timber / Shabby Chic Finish	Eloise		8	
Solid Oak / All Finishes	Charlotte		9	
Rustic Oak / Aged Oak	Turin / Milan		10	
Mahogany Finish on Solid Timber	Matlock / Matlock Petite		11	
Canadian Pine	Toni / Tina / Montreal		12-13	
Oak Veneer	Windermere / Mere		14-15	
American Walnut Veneer	Linden		16	
Teak / Mahogany Finish on Veneer	Plymton		17	
	Dalton / Deighton		18	
	Justine / Janine		18-19	
	Aysgarth		20-21	
	Derwent		21	
	Sutton		22	
	Dublin / Derry		22	
	Adelaide / Melbourne		23	
	Ambassador Deluxe		24	
	Sydney		25	
	Jessica / Jennifer		25	
	Annabel / Alyson		26	
	Appleton / Ariston		27	
	Olivia		28	
	Weymouth / Worcester		29	
	Coburn / Vyner		30-31	
	Denbigh Rose		32	
	Hamish		33	
	Cotswold Rose / Cottage		33	
	Kensington		34	
	Emily		35	
	Sophie / Ullswater		36	
	Plain Corbel / Small Plain Corbel		37	
	Veneer and MDF Collection		38	
	Back Catalogue		39-43	
	Gatsby		44	
	Barkston / Benson		45	
	Beamish		46	
	Gainsborough		47	
	Ceiling Beams		48	
	Electric Fireplaces / FocusCast		45	
			49-50	

• Choices available for each surround

The products manufactured by Focus Fireplaces are only available through retail fireplace and stove specialists.



Waxed Oak



Standard Waxed Canadian Pine



Soft Cream



Light Oak



Antique Waxed Canadian Pine



Misty Grey



Teak on Oak




Red Mahogany Finish




Venetian Grey




Light/Medium Oak



Red/Brown Mahogany Finish



Light Grey



Medium Oak




Brown Mahogany Finish



Mid Grey




Medium/Dark Oak




American Walnut Finish



Warm Grey



Dark Oak




White



Steel Grey



Grey Wash



Antique White



Grey Pearl

Focus Fireplaces **16**

The Ultimate Collection

Oak surrounds are produced using first quality kiln-dried American Oak.

Solid Timber Mahogany finish refers to surrounds made from timbers similar in appearance to Mahogany.

High quality veneers such as **Oak**, **American Black Walnut** and **Khaya**, based on premium quality medium density fibreboard, are used on the surrounds on pages 24-25 and pages 39-43.

All the painted finishes are applied onto surrounds made from high quality medium density fibreboard. Solid Oak surrounds can also be painted in a Primed White Finish.

Our **solid timber** surrounds are individually made from **selected prime timber** and even our veneered surrounds use **real wood veneers** on high quality MDF.

It should be appreciated that **real timber** and **veneers** have a wide variety of grain markings and it is these very characteristics which will give your fireplace its individuality, presence and beauty.

The products manufactured by Focus Fireplaces are only available through retail fireplace and stove specialists where we believe you will receive the best technical help and advice.



Focus Fireplaces are continually updating and improving their products. We reserve the right to alter designs, dimensions and specifications of surrounds without notice.

All sizes are approximate.

Brochure colours may vary from the actual product due to the photographic and printing processes and the variations in the grain of solid timbers.

© Focus Fireplaces Manufacturing 2021

Focus Fireplaces Limited
Unit 27, The Bull Commercial Centre,
Stockton-on-Forest, York YO32 9LE.

Tel: **01904 400109, 01904 400545**

Fax: **01904 400521**

sales@focusfireplaces.co.uk

www.focusfireplaces.co.uk